



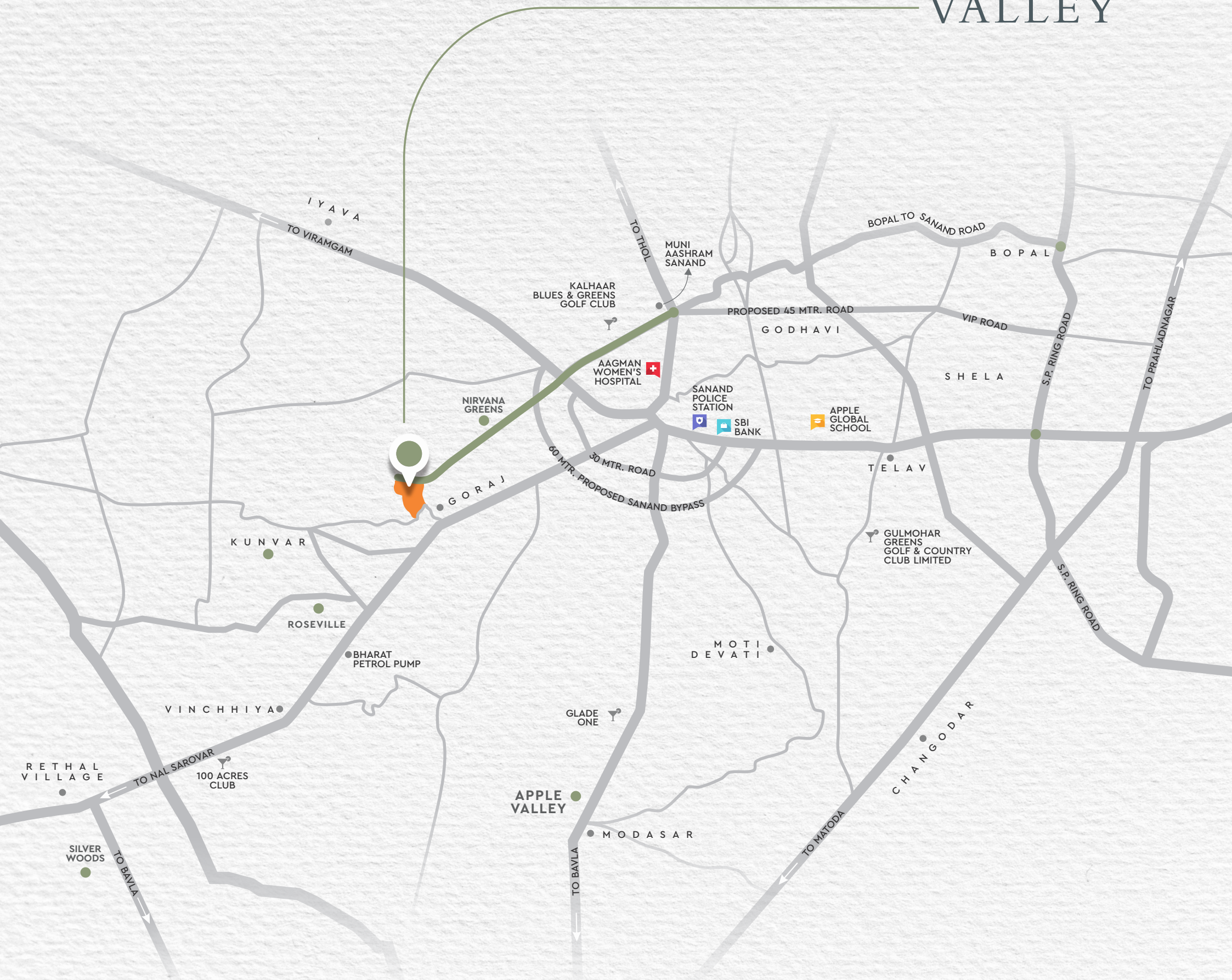
GREEN
VALLEY

**A CANVAS FOR
YOUR DREAMS**

RESIDENTIAL PLOTS @Goraj, Sanand




GREEN VALLEY



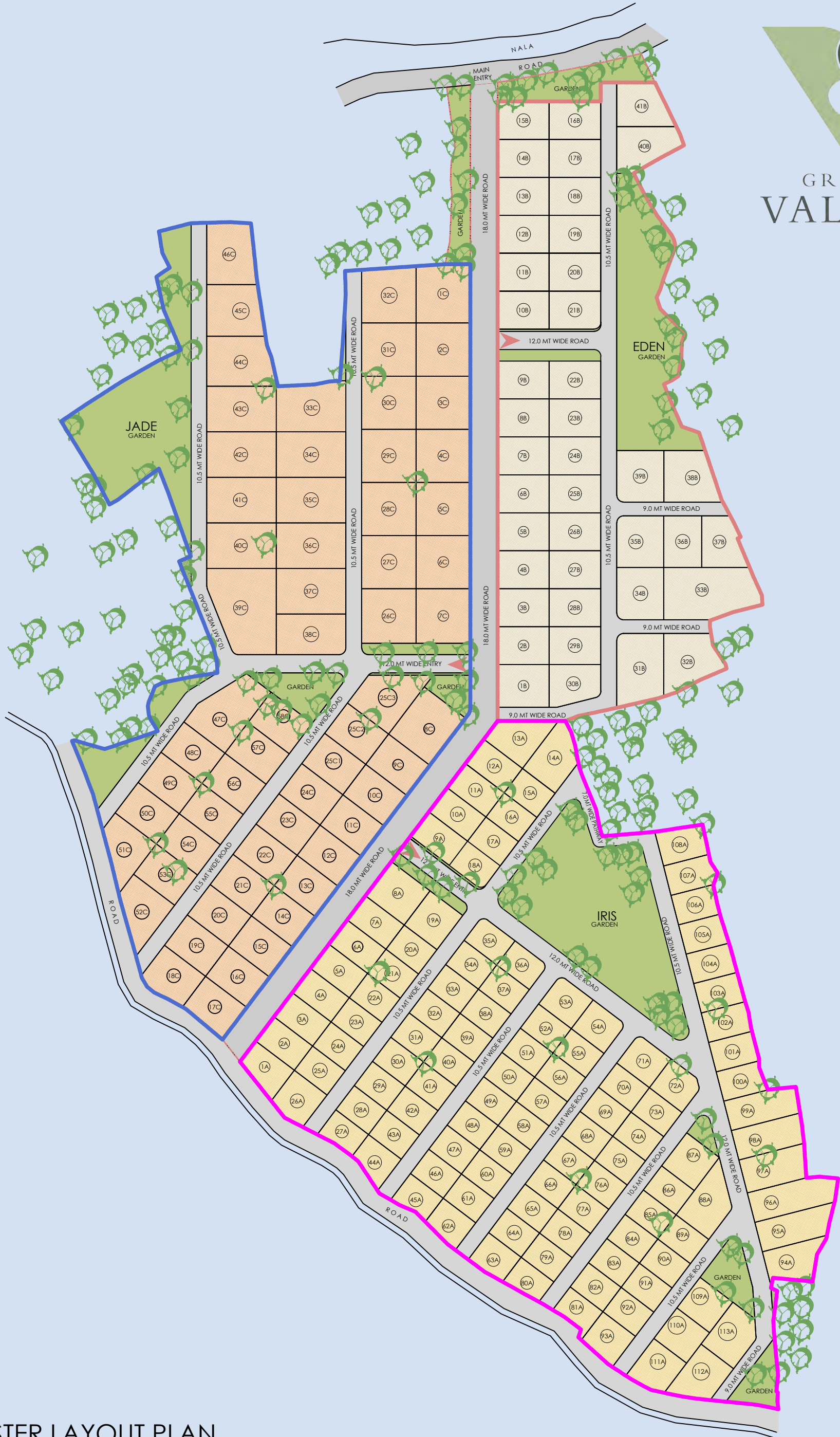
LOCATION PLAN



SCAN QR CODE FOR LOCATION



GREEN VALLEY



NORTH



MASTER LAYOUT PLAN

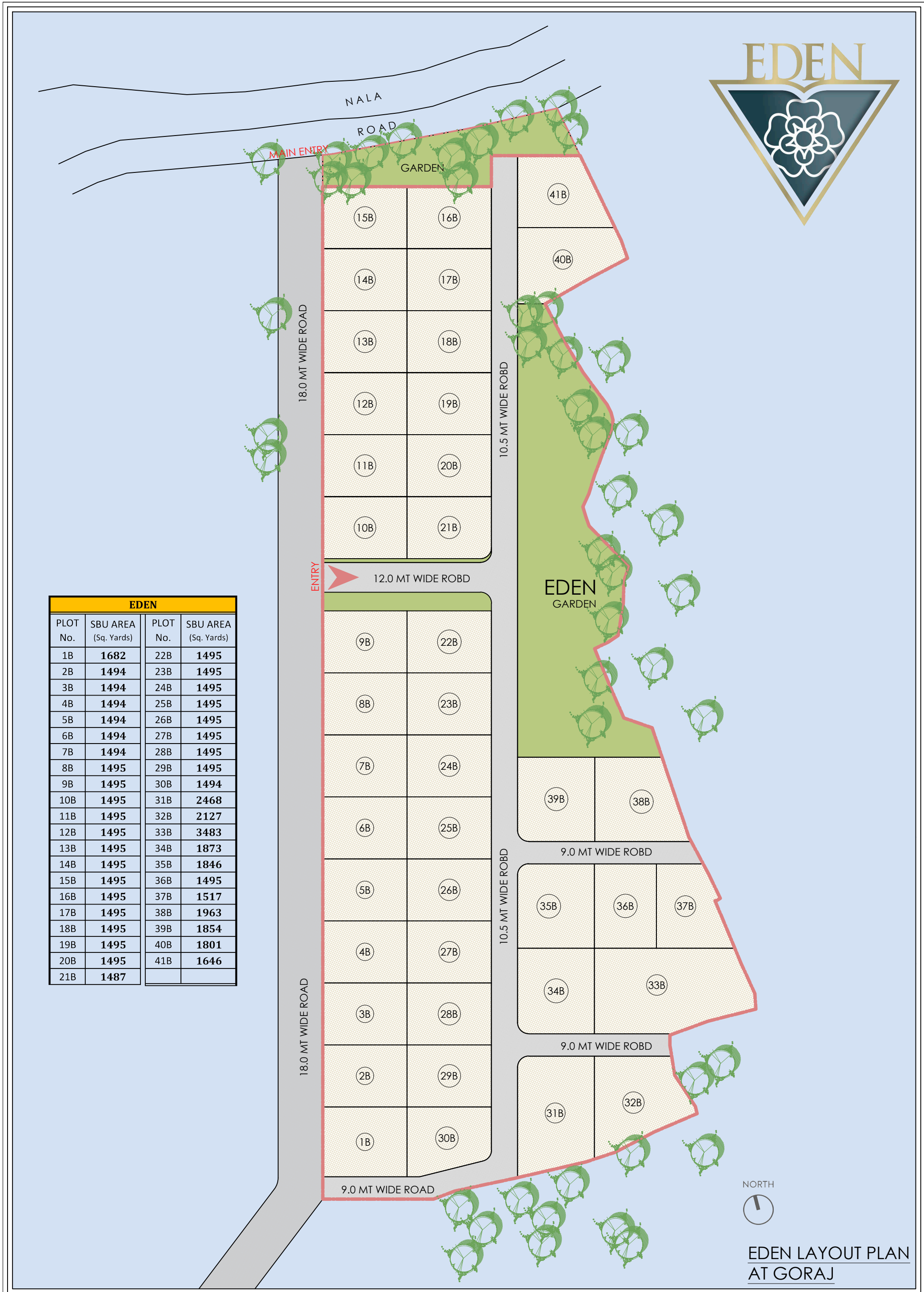
(R5)



IRIS							
PLOT No.	SBU AREA (Sq. Yards)	PLOT No.	SBU AREA (Sq. Yards)	PLOT No.	SBU AREA (Sq. Yards)	PLOT No.	SBU AREA (Sq. Yards)
1A	1191	30A	950	59A	950	88A	1735
2A	1126	31A	950	60A	950	89A	950
3A	1126	32A	950	61A	950	90A	950
4A	1126	33A	950	62A	1010	91A	950
5A	1126	34A	950	63A	1032	92A	950
6A	1126	35A	936	64A	950	93A	1168
7A	1126	36A	936	65A	950	94A	1418
8A	1591	37A	950	66A	950	95A	1722
9A	1109	38A	950	67A	950	96A	1966
10A	1126	39A	950	68A	950	97A	1665
11A	1126	40A	950	69A	950	98A	1607
12A	1126	41A	950	70A	950	99A	1639
13A	1513	42A	950	71A	1111	100A	1020
14A	1688	43A	950	72A	1111	101A	1035
15A	950	44A	1012	73A	950	102A	1053
16A	950	45A	938	74A	950	103A	1048
17A	950	46A	950	75A	950	104A	1037
18A	936	47A	950	76A	950	105A	1007
19A	1342	48A	950	77A	950	106A	996
20A	950	49A	950	78A	950	107A	1106
21A	950	50A	950	79A	950	108A	1192
22A	950	51A	950	80A	872	109A	1200
23A	950	52A	950	81A	897	110A	1198
24A	950	53A	1119	82A	950	111A	1358
25A	950	54A	1119	83A	950	112A	1586
26A	1299	55A	950	84A	950	113A	1570
27A	889	56A	950	85A	950		
28A	950	57A	950	86A	950		
29A	950	58A	950	87A	1297		



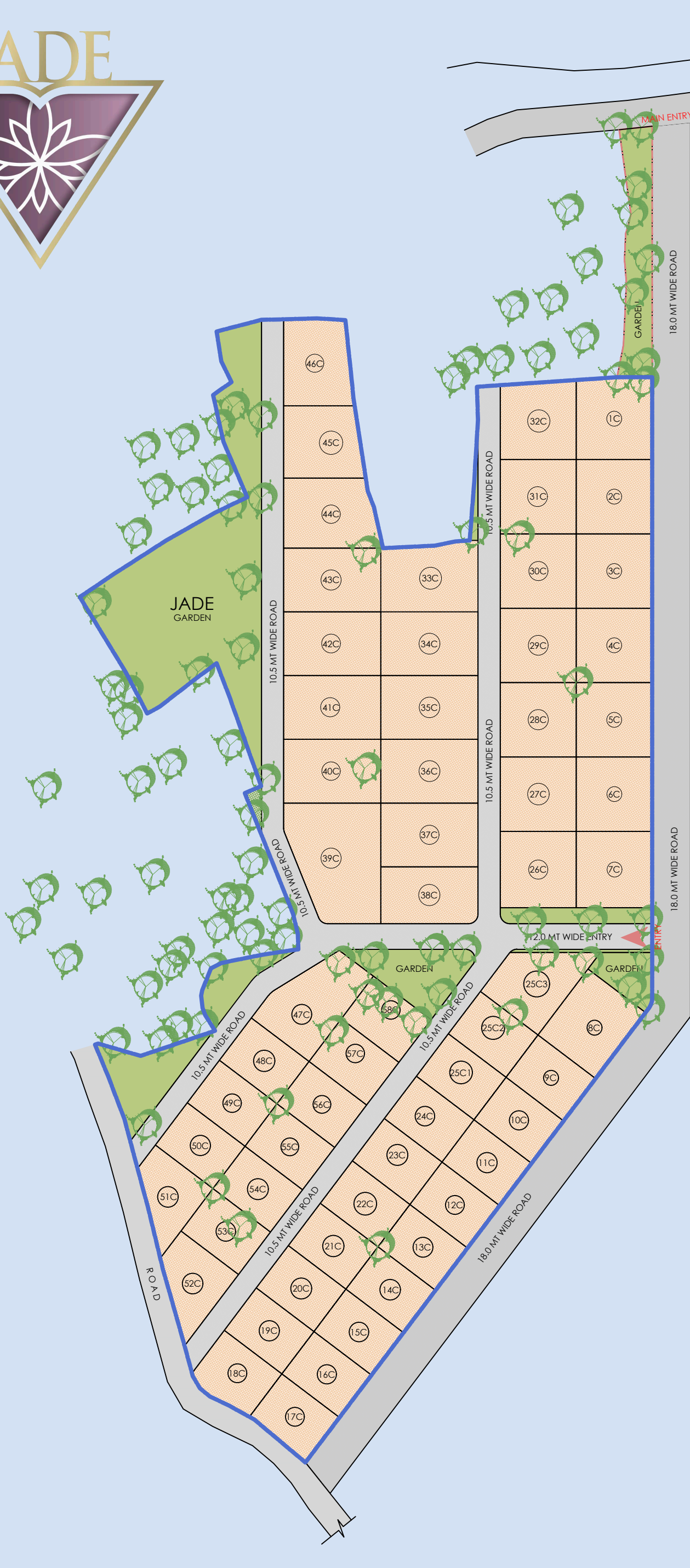
IRIS LAYOUT PLAN
AT GORAJ



EDEN			
PLOT No.	SBU AREA (Sq. Yards)	PLOT No.	SBU AREA (Sq. Yards)
1B	1682	22B	1495
2B	1494	23B	1495
3B	1494	24B	1495
4B	1494	25B	1495
5B	1494	26B	1495
6B	1494	27B	1495
7B	1494	28B	1495
8B	1495	29B	1495
9B	1495	30B	1494
10B	1495	31B	2468
11B	1495	32B	2127
12B	1495	33B	3483
13B	1495	34B	1873
14B	1495	35B	1846
15B	1495	36B	1495
16B	1495	37B	1517
17B	1495	38B	1963
18B	1495	39B	1854
19B	1495	40B	1801
20B	1495	41B	1646
21B	1487		



EDEN LAYOUT PLAN
AT GORAJ



JADE			
PLOT No.	SBU AREA (Sq. Yards)	PLOT No.	SBU AREA (Sq. Yards)
1C	2417	29C	2202
2C	2202	30C	2202
3C	2202	31C	2202
4C	2202	32C	2279
5C	2202	33C	2543
6C	2202	34C	2416
7C	2266	35C	2416
8C	2331	36C	2416
9C	1495	37C	2416
10C	1495	38C	2152
11C	1495	39C	3887
12C	1495	40C	2416
13C	1495	41C	2416
14C	1495	42C	2416
15C	1495	43C	2416
16C	1495	44C	2488
17C	1539	45C	2159
18C	1636	46C	2244
19C	1495	47C	2582
20C	1495	48C	1495
21C	1495	49C	1495
22C	1495	50C	1495
23C	1495	51C	1635
24C	1495	52C	1747
25C1	1495	53C	1495
25C2	1495	54C	1495
25C3	2145	55C	1495
26C	2266	56C	1495
27C	2202	57C	1506
28C	2202	58C	1506



JADE LAYOUT PLAN
AT GORAJ




GREEN
VALLEY

PROPOSED AMENITIES



CHILDREN
PLAY AREA



PICKLE BALL
COURT




SWIMMING
POOL



BOX
CRICKET



LANDSCAPE
GARDEN



INDOOR
GAMES



PET
PARK



JOGGING
TRACK



MULTIPURPOSE
HALL



LOUNGE
ROOM



SOCIAL
SIT OUTS

PROJECT SPECIFICATIONS

- Road side compound wall: 3 feet height from road level
- Internal partition wall: 1.5 feet height from original ground level
- Project periphery compound wall: Stone/Brick Masonry wall of 4 feet height
- Project Roads / driveways of RCC / Pavers with street lights
- Project entry gate with landscape
- Electricity infrastructure provision only for common amenities of the Project.
- Water provision till each sub-plot from a common source subject to rules and regulations of Society Management
- No sand filling shall be provided inside the sub-plot land